



October 12, 2022

Philippine Stock Exchange
9/F PSE Tower 28th St. cor. 5th Ave.
Bonifacio Global City (BGC)
Taguig City, Philippines

Attention: MS. ALEXANDRA D. TOM WONG
Officer-in-Charge - Disclosure Department

Philippine Dealing & Exchange Corp.
29F, BDO Equitable Tower,
8751 Paseo de Roxas,
Makati City 1226

Attention: ATTY. MARIE ROSE M. MAGALLEN-LIRIO
Head - Issuer Compliance & Disclosure Department (ICDD)

Dear Ms. Encarnacion and Atty. Lirio,

We would like to submit the attached information regarding Philippine Savings Bank's (PSBank) Top 100 Stockholders as of September 30, 2022.

We hope that you will find everything in order.

Very truly yours,



Jose Vicente L. Alde
President

October 04, 2022

PHILIPPINE SAVINGS BANK
PSBank Tower, 777 Sedeño St. cor. Paseo de Roxas,
Makati City

Attention: **Mr. Jose Vicente L. Alde**
President



Dear Mr. Alde:



In compliance with the amendment to the PSE disclosure PSE Disclosure Form 17-12 - List of Top 100 Stockholders, we submit to you the following details pertaining to the capital structure as of September 30, 2022.

Philippine Savings Bank

1. Number of Issued Shares	426,859,416
2. Number of Treasury Shares	NONE
3. Number of Outstanding Shares	426,859,416
4. Number of Listed Shares	426,859,416
5. Number of Shares Lodged in PDTC Depository	214,178,945
6. Number of Shares under PCD Nominee – Filipino	211,495,144
7. Number of Shares under PCD Nominee – Non-Filipino	2,683,801
8. Number of Certificated Shares	212,680,471

Very truly yours,
Metropolitan Bank & Trust Company
Trust Banking Group
Transfer Agent – PSB Shares


MA. ANNETTE VALENE BAUTISTA
Junior Assistant Manager 


JEAN PAULINE F. DOMINGO
Vice President 

**METROPOLITAN BANK & TRUST COMPANY
TRUST BANKING GROUP**

**Stock Transfer Agency Acct: PHILIPPINE SAVINGS BANK
TOP 100 STOCKHOLDERS
As of September 30, 2022**

	NAME OF STOCKHOLDER	NUMBER OF SHARES	% OF OWNERSHIP
1	PCD NOMINEE CORPORATION (FILIPINO)	211,495,144	49.5468%
2	METROPOLITAN BANK & TRUST COMPANY	170,947,086	40.0476%
3	DOLOR, DANILO L.	14,051,043	3.2917%
4	DOLOR, ERLINDA L.	8,474,411	1.9853%
5	DE LEON, MARIA SOLEDAD S.	4,456,795	1.0441%
6	DE LEON, GIAN CARLO SERRANO	3,054,440	0.7156%
7	DE LEON, LEONARD FREDERICK SERRANO	2,895,061	0.6782%
8	DE LEON, ALVIN BENJAMIN SERRANO	2,716,290	0.6363%
9	PCD NOMINEE CORPORATION (NON-FILIPINO)	2,683,801	0.6287%
10	DE LEON, KEVIN ANTHONY SERRANO	2,682,950	0.6285%
11	GO, JAMES	334,723	0.0784%
12	GRAND ASIA REALTY INVESTMENT CORPORATION	325,958	0.0764%
13	QUE, LIONG H.	75,834	0.0178%
14	CHOA, JOHNNY K.	72,247	0.0169%
15	CHOA, VICTORIA K.	68,940	0.0162%
16	TY, ALEJANDRO	63,893	0.0150%
17	CHENG, BERCK Y. OR ALVIN Y. CHENG OR DIANA Y. CHENG OR CHERYL Y. CHENG	50,138	0.0117%
18	SY, VICTOR GAN	45,654	0.0107%
19	PEREZ, MA. GEORGINA V.	44,418	0.0104%
20	DY BUNCIO, ANJANETTE TY	42,710	0.0100%
21	PEOPLE'S GENERAL INSURANCE CORPORATION	41,776	0.0098%
22	ROSARIO, ROLAND R.	41,762	0.0098%
23	ONG, FRANCISCO	38,081	0.0089%
24	CHOA, VICTOR K.	38,021	0.0089%
25	EDUQUE, VALENTIN M.	35,936	0.0084%
26	MAKATI SUPERMARKET CORPORATION	31,732	0.0074%
27	DY BUNCIO, MARTIN	29,653	0.0069%
28	LANUZA, MA. SOCORRO M.	29,063	0.0068%
29	SANTIAGO, DANILO H.	28,222	0.0066%
30	CHUNG, DOMINGO L.	27,854	0.0065%
31	DBP PROVIDENT FUND	27,077	0.0063%
32	YU, MARY L.	25,730	0.0060%
33	LU, JULIAN	25,359	0.0059%
34	AFRICA, JOSE L.	23,961	0.0056%
34	NIETO, JR., MANUEL	23,961	0.0056%
35	AGUILAR, EDMOND T.	21,559	0.0051%
36	JANTE, ROSARIO M.	19,938	0.0047%
37	POBLADOR, HONORIO	19,605	0.0046%
38	YU CHUEN YAN	18,082	0.0042%
39	LAPERAL, MA. EDWINA C.	18,053	0.0042%
40	LO, JOSEPHINE NG	17,930	0.0042%
41	TONG, PATRICK Y.	17,354	0.0041%
42	SAYCON, HONORIO M.	16,760	0.0039%
43	MENDOZA, ALBERTO G. &/OR JEANIE MENDOZA	16,608	0.0039%

44	LU, JULIAN	16,403	0.0038%
45	CAWAI, LOURDES R.	16,162	0.0038%
46	COSTA, AIDA	16,116	0.0038%
47	TY, LOURDES	15,510	0.0036%
48	ZOSA, TEOFILO &/OR TERESITA ZOSA	15,340	0.0036%
49	CHAN, HSIEN-CHING	15,320	0.0036%
50	DIONISIO, VELERIANA	15,059	0.0035%
51	UY, JULIAN D.	14,726	0.0034%
52	TAN, JIMMY U.	14,642	0.0034%
53	BUNCIO, MARTIN DY	14,121	0.0033%
54	DEL ROSARIO, JR., RAMON R.	14,102	0.0033%
55	ROXAS, MANUEL C.	14,026	0.0033%
56	AURELIO, ELISEO G.	13,978	0.0033%
57	DEL ROSARIO, VICTOR J.	13,148	0.0031%
58	REGINA CAPITAL DEV. CORP., 000351	12,525	0.0029%
59	TY, LEONARDO K.	11,968	0.0028%
60	UY, MARTINA Y.	11,687	0.0027%
61	ONG, PETER S.	11,336	0.0027%
62	COJUANGCO, JR., RAMON O.	11,219	0.0026%
63	ANG, MARCELINA	11,173	0.0026%
63	ORTIZ, TEODORO R.	11,173	0.0026%
64	MIJARES, ADELISA ATON	11,141	0.0026%
65	ELIZABETH A. PALTING	11,109	0.0026%
66	PIVGETH IND. & DEV'T. CORPORATION	10,768	0.0025%
67	TAN UNTIONG, WILLIAM C.	9,587	0.0022%
68	GALANG, ORLANDO	9,466	0.0022%
68	GALANG, ORLANDO L.	9,466	0.0022%
69	MAPA, LORETO L.	8,862	0.0021%
70	CHUA, MELESA D.	8,414	0.0020%
70	JAM TRANSIT INC BY ARTEMIO MERCADO & JOSEFINA MERCADO	8,414	0.0020%
71	CAUSAPIN, CATALINA J.	7,969	0.0019%
72	CINVESCO CREDIT, INC.	7,660	0.0018%
72	MENDOZA, LAWRENCE &/OR ALBERTO MENDOZA	7,660	0.0018%
72	TIU, JEFFERSON	7,660	0.0018%
73	MANILA PAPER MILLS INTERNATIONAL, INC.	7,412	0.0017%
74	YU, CAROLYN S.	7,047	0.0017%
75	DESALES, CARMINA C.	7,012	0.0016%
76	TIU, JR., RAMON	7,008	0.0016%
77	ANG GUAN PIAO	6,309	0.0015%
78	ANGELES, FRANCISCO M.	5,983	0.0014%
78	GO, REYNALDO	5,983	0.0014%
79	HU, ROSA D.	5,743	0.0013%
79	SO, WILLIAM NELSON C.	5,743	0.0013%
80	GOCO, MARIA ANNA EUGENIA P.	5,640	0.0013%
81	ROBES, CARLOS F.	5,585	0.0013%
82	LIM, SUZANNE S.	5,543	0.0013%
83	ANAMA, FELIX D.	5,468	0.0013%
84	TANEDO, MARTIN	5,187	0.0012%
85	TY, ANJANETTE	5,169	0.0012%
85	VERGEL DE DIOS, JR., PROCOPIO V.	5,169	0.0012%
86	DY BUNCIO, JOCELYN	5,118	0.0012%
87	ZAPANTA, BERNARDO	5,025	0.0012%

88	HUANG, JUDITH G.	5,013	0.0012%
88	KEPPEL SEC. PHILS. INC.	5,013	0.0012%
89	KAWPENG, DANIEL CHUA W.	4,981	0.0012%
89	KAWPENG, DAVID CHUA W.	4,981	0.0012%
89	KAWPENG, TOMAS CHUA W.	4,981	0.0012%
90	KAWPENG, CHRISTOPHER CHUA W.	4,980	0.0012%
90	KAWPENG, EDWIN CHUA W.	4,980	0.0012%
91	TIU, SAMUEL	4,920	0.0012%
92	ONG, FRANCISCO &/OR LINA ONG	4,902	0.0011%
93	ILUSORIO, POTENCIANO	4,847	0.0011%
94	DE GUIA, CASIMIRO M.	4,822	0.0011%
95	CARAG, AGAPITA	4,792	0.0011%
96	CATAQUIZ, LOURDES S.	4,675	0.0011%
96	MORALES, DR. DANTE D.	4,675	0.0011%
97	GARLITOS, CARMINA J.	4,672	0.0011%
98	BORRES, JUN M.	4,596	0.0011%
98	CAM, EVELYN CRISTINA A.	4,596	0.0011%
98	PACHAO, DOLORES F. & EVELYN P. GACUSANA	4,596	0.0011%
99	CHUANG, CHRISTINE NG	4,229	0.0010%
99	VICTORIA, JONAS A.	4,229	0.0010%
100	LOPEZ, JR., EDUARDO S.	4,206	0.0010%
100	OPPEN, ANTONIO C.	4,206	0.0010%
	GRAND TOTAL	425,833,559	

CERTIFIED CORRECT:


MA. ANNETTE VALENE BAUTISTA
Junior Assistant Manager


JEAN PAULINE P. DOMINGO
Vice President

OUTSTANDING BALANCES FOR A SPECIFIC COMPANY

Company Code - PSB000000000

Business Date: September 30, 2022

BPNAME	FOREIGN	LOCAL
UPCC SECURITIES CORP.		11,141
A & A SECURITIES, INC.		22,119
ABACUS SECURITIES CORPORATION	947	92,800
PHILSTOCKS FINANCIAL INC	2	70,961
A. T. DE CASTRO SECURITIES CORP.		990
ALPHA SECURITIES CORP.		8,991
BA SECURITIES, INC.		162
AP SECURITIES INCORPORATED		16,443
ANSALDO, GODINEZ & CO., INC.		57,217
AB CAPITAL SECURITIES, INC.	1,250	218,679
SB EQUITIES, INC.	51,490	272,235
ASIA PACIFIC CAPITAL EQUITIES & SECURITIES CORP.		552
ASIASEC EQUITIES, INC.		1,114
ASTRA SECURITIES CORPORATION		256
CHINA BANK SECURITIES CORPORATION	5,210	14,484
BELSON SECURITIES, INC.		43,378
BENJAMIN CO CA & CO., INC.	32	245
JAKA SECURITIES CORP.		1,893
BPI SECURITIES CORPORATION	8,152	189,034
CAMPOS, LANUZA & COMPANY, INC.	5,627	13,084
SINCERE SECURITIES CORPORATION		2,518
CTS GLOBAL EQUITY GROUP, INC.		31,171
TRITON SECURITIES CORP.		1,333
PHILEO ALLIED SECURITIES (PHILIPPINES), INC.		218
IGC SECURITIES INC.		20,764
CUALOPING SECURITIES CORPORATION		181
DAVID GO SECURITIES CORP.		13,114
DIVERSIFIED SECURITIES, INC.		12,587
E. CHUA CHIACO SECURITIES, INC.	753	163,464
EAST WEST CAPITAL CORPORATION		160
EASTERN SECURITIES DEVELOPMENT CORPORATION		103,328
EQUITIWORLD SECURITIES, INC.	2	5,020
EVERGREEN STOCK BROKERAGE & SEC., INC.		15,115
FIRST ORIENT SECURITIES, INC.		1,871
FIRST INTEGRATED CAPITAL SECURITIES, INC.		7,554
F. YAP SECURITIES, INC.	10	11,718
GLOBALINKS SECURITIES & STOCKS, INC.		21,116
JSG SECURITIES, INC.		10,751
GOLDSTAR SECURITIES, INC.		2,233
GUILD SECURITIES, INC.		2,898
HDI SECURITIES, INC.		20,036
H. E. BENNETT SECURITIES, INC.		22,113
HIGHLAND SECURITIES PHIL., INC.		12,084
HK SECURITIES, INC.		20
I. ACKERMAN & CO., INC.		160
I. B. GIMENEZ SECURITIES, INC.		5,039
INVESTORS SECURITIES, INC.		97,839
IMPERIAL, DE GUZMAN, ABALOS & CO., INC.		18,209
INTRA-INVEST SECURITIES, INC.		363
J.M. BARCELON & CO., INC.		5,350
VALUE QUEST SECURITIES CORPORATION		3,980
STRATEGIC EQUITIES CORP.		26,496
LARRGO SECURITIES CO., INC.		70
LIPPO SECURITIES, INC.		37
LITONJUA SECURITIES, INC.		1,257
LOPEZ, LOCSIN, LEDESMA & CO., INC.		21,324
LUCKY SECURITIES, INC.		29,728
LUYS SECURITIES COMPANY, INC.		10,705
MANDARIN SECURITIES CORPORATION		2,167
MARINO OLONDRIZ Y CIA		20
COL Financial Group, Inc.	32,186	263,914
DA MARKET SECURITIES, INC.		5,679
MERCANTILE SECURITIES CORP.		887
MERIDIAN SECURITIES, INC.		8,717
MDR SECURITIES, INC.		1
REGIS PARTNERS, INC.		6,272
MOUNT PEAK SECURITIES, INC.		117
NEW WORLD SECURITIES CO., INC.		128,441
OPTIMUM SECURITIES CORPORATION		2,875
RCBC SECURITIES, INC.	836	29,625
PAN ASIA SECURITIES CORP.		48,379
PAPA SECURITIES CORPORATION		7,059
MAYBANK SECURITIES, INC.		53,848
PNB SECURITIES, INC.		16,578
PREMIUM SECURITIES, INC.		302,907
PRYCE SECURITIES, INC.		36
QUALITY INVESTMENTS & SECURITIES CORPORATION	459	95,294
R & L INVESTMENTS, INC.		2,701
R. COYIUTO SECURITIES, INC.		120,586
REGINA CAPITAL DEVELOPMENT CORPORATION		37,801
R. NUBLA SECURITIES, INC.		17,757
AAA SOUTHEAST EQUITIES, INCORPORATED		1,882

OUTSTANDING BALANCES FOR A SPECIFIC COMPANY

Company Code - PSB000000000

Business Date: September 30, 2022

BPNAME	FOREIGN	LOCAL
R. S. LIM & CO., INC.		15,099
RTG & COMPANY, INC.		28,795
S.J. ROXAS & CO., INC.		7,013
SECURITIES SPECIALISTS, INC.		1,671
FIDELITY SECURITIES, INC.		1,274
SUMMIT SECURITIES, INC.		161,617
STANDARD SECURITIES CORPORATION		21,858
TANSENGCO & CO., INC.		38,604
THE FIRST RESOURCES MANAGEMENT & SECURITIES CORP.		14,360
TOWER SECURITIES, INC.		88,034
APEX PHILIPPINES EQUITIES CORPORATION		61
TRENDLINE SECURITIES CORPORATION		52
UCPB SECURITIES, INC.		34,862
UOB KAY HIAN SECURITIES (PHILS.), INC.	24,423	
E.SECURITIES, INC.		13
VENTURE SECURITIES, INC.		12,121
FIRST METRO SECURITIES BROKERAGE CORP.	5,943	206,981,271
WEALTH SECURITIES, INC.		201,895
WESTLINK GLOBAL EQUITIES, INC.		1,111
BERNAD SECURITIES, INC.		8,111
WONG SECURITIES CORPORATION		1,120
YAO & ZIALCITA, INC.		24,515
YU & COMPANY, INC.		31,181
BDO SECURITIES CORPORATION	15,566	546,159
EAGLE EQUITIES, INC.	457	9,029
GOLDEN TOWER SECURITIES & HOLDINGS, INC.		407
SOLAR SECURITIES, INC.		167,026
G.D. TAN & COMPANY, INC.		39,159
PHILIPPINE EQUITY PARTNERS, INC.		11,141
UNICAPITAL SECURITIES INC.		142,716
COHERCO SECURITIES, INC.		4,434
ARMSTRONG SECURITIES, INC.		193
TIMSON SECURITIES, INC.		354
CITIBANK N.A.	2,425,758	
THE HONGKONG & SHANGHAI BANKING CORP. LTD. -OWN ACCOUNT	3	
RCBC TRUST & INVESTMENT DIVISION		8,411
DEUTSCHE BANK MANILA-CLIENTS A/C	2,898	
STANDARD CHARTERED BANK	99,012	
THE HONGKONG AND SHANGHAI BANKING CORP. LTD. -CLIENTS' ACCT.	2,785	
PHILIPPINE SAVINGS BANK		232
Total	2,683,801	211,495,144

If no written notice of any error or correction is received by PDTC within five (5) calendar days from receipt hereof, you shall be deemed to have accepted the accuracy and completeness of the details indicated in this report.

This document is computer generated and requires no signature.